

PLAYER DEVELOPMENT SYSTEMS, LLC

WWW.NICKIPPOLITO.COM



CONTENTS

- SWEET BALL MAKER ————— 4
- ESPRESSO MACHINE ————— 5-6
- CERAMIC MULTI RICE COOKER ————— 7-8
- ALL IN ONE STEAM AIR FRYE ————— 9
- STEAMING AIR FRYER ————— 10
- AIR FRYER ————— 11-29
- MEAT GRINDER ————— 30-44
- SLOW JUICER ————— 45-48
- B-IN-1 MULTI COOKER ————— 50-51



Enjoy the pleasure of making Cappuccinos at home

Espresso Machine EM610

1200 W 15 BAR 1.4L

*Downloaded the order in marketplace

Full service, Customized, Branded, High Quality Products With the Lowest Competitive Pricing

From Promotional Continuity to High Quality VIP Gifts We Will position your logo and beat any price.

STANDARD

- SS knife (6 angles)
- Metal discs & SS Discs coarse, medium, fine

OPTIONAL

- SS cookie maker
- Salad maker with SS drums
- Sausage & Kebbe

ACCESSORIES FOR MG420, 422

STANDARD

- SS knife (4 angles)
- Metal discs & SS Discs coarse, medium, fan shape
- Metal Gear box with metal gears

OPTIONAL

Metal gears	Salad maker with SS drums	SS cookie maker
Tomato juicer	Metal linker Metal adapter ver.	Metal linker Plastic adapter ver.

7025730028

CONTENTS

- SWEET BALL MAKER ————— 4
- ESPRESSO MACHINE ————— 5-6
- CERAMIC MULTI RICE COOKER — 7-8
- ALL IN ONE STEAM AIR FRYE ——— 9
- STEAMING AIR FRYER ————— 10
- AIR FRYER ————— 11-29
- MEAT GRINDER ————— 30-44
- SLOW JUICER ————— 45-48
- 8-IN-1 MULTI COOKER ————— 50-51



Sweet Ball Maker

SBM001
3PCS (1 PCS) (1 PCS)
800ml (1 PCS)
1800mAh (1 PCS)

- Portable smart home use sweet ball maker
- High lithium battery capacity with 1800mAh, durable working period
- Big hopper capacity 800ML
- Dispenses 3 sweet ball from a slot in one time, display the stored count
- Universal type-C chord
- Transparent hopper, food in the bucket is visible
- Easy to clean and assembly

RW: 51.8x60 LxW: 44x60 HxP: 170x170x170
 SUGAR: 180PCS SUGAR: 120PCS SUGAR: 140PCS



Espresso Machine

EM610
1200 (1 PCS)
15 (1 PCS)
1.8L (1 PCS)

- Stainless steel decorative in matt finishing
- Every cup 15 bar professional pressure
- Brew like a pro whatever your preference
- The double SUS304 filter holder
- No need waiting between cups
- Accommodates taller cups
- Sleek compact space saving design
- Removable 1.8 liter water tank
- Drop tray make for easy cleanup
- 360°S steam spout/foam steve



6 IN ONE

Milk Tea/Foam/ Tea Coffee/ Cappuccino/Latte



Espresso Machine

EM611
1200 (1 PCS)
15 (1 PCS)
1.8L (1 PCS)

- Stainless steel decorative in matt finishing
- Every cup 15 bar professional pressure
- Brew like a pro whatever your preference
- The double SUS304 filter holder
- No need waiting between cups
- Accommodates taller cups
- Sleek compact space saving design
- Removable 1.8 liter water tank
- Drop tray make for easy cleanup
- 360°S steam spout/foam steve



Crystal healthy cooker

RC2501
900 (1 PCS)
2.5 (1 PCS)

- Touch control panel, easy operation
- 1500W professional heater
- More kitchen choice: Rice, Porridge, Steak, Curry, Stew, Congee, etc.
- Control cooking time, cooking temperature for the table
- The auto keep warm, when the cooking time is full, make the rice warm, keep warm, 24h auto stop
- Health food protection: through 110°C high temperature heat
- Non-stick inner pot, convenient & safety
- Precise temperature control
- Control 180 degree, intelligent, reasonable water and oil use, no need to add oil and water for rice

RW: 31.8x40 LxW: 31.8x40 HxP: 170x170x170
 SUGAR: 180PCS SUGAR: 120PCS SUGAR: 140PCS



Ceramic Multi Rice Cooker

RC2502
900 (1 PCS)
2.5 (1 PCS)

- Touch control panel, easy operation
- 1500W professional heater
- More kitchen choice: Rice, Porridge, Steak, Curry, Stew, Congee, etc.
- Control cooking time, cooking temperature for the table
- The auto keep warm, when the cooking time is full, make the rice warm, keep warm, 24h auto stop
- Health food protection: through 110°C high temperature heat
- Non-stick inner pot, convenient & safety
- Precise temperature control
- Control 180 degree, intelligent, reasonable water and oil use, no need to add oil and water for rice

RW: 31.8x40 LxW: 31.8x40 HxP: 170x170x170
 SUGAR: 180PCS SUGAR: 120PCS SUGAR: 140PCS



ALL IN ONE STEAM AIR FRYER

AF550T
2550 (1 PCS)
18 (1 PCS)

- SUS304 inner cavity
- 45-230°C, 60min timer
- Touch control large panel
- 3 Layer Cooking
- Visible Window
- Pure hot air from high temperature vaporized water without other heating elements inside, and easy to clean
- Pure steam, pure vapor baking, steaming and baking, different modes available
- With defrosting and drying function for dishwasher or baby bottle



STEAMING AIR FRYER

AF533T
1500 (1 PCS)
8.0 (1 PCS)
0% (1 PCS)

- Voltage 220-240V, 50/60Hz
- Temperature range: 50-200°C with steamer function
- Large electronic touch control, Hidden display screen, more high-end
- Light wave heating tube
- Uniform temperature in the inner pot, low noise
- Three side visible window could check the cooking situation
- Single pot saving space, non-stick coating
- 600° function
- Water storage box: 350ml, with water tray at the bottom
- Micro safety switch, when draw out the inner pot, power turns off automatically
- Product Size: 320x360x290mm (8.26x11.81x11.42 inch)
- CTN reference: 412x610x1450mm



RW: 40x50 LxW: 31.8x40 HxP: 170x170x170
 SUGAR: 180PCS SUGAR: 120PCS SUGAR: 140PCS

Multi-function: Broil, Grill, Roast, Oil-free Fry,
Bakes, BBQ, Stir-fry, Dehydrator, etc.



Basic Accessories:



Optional Accessories:



AIR FRYER
AF506E

1300W Max | 10 LITRES | 3D ROTATE | 0% OIL

- DIGITAL control panel
- 50-230°C temperature controller
- Triple cooking power: infrared heat, hot turbo air and 360 degrees food rotating system
- Cooking pot: Non-stick coating
- Best tasting french fries without oil
- Multi-Function: Broil, Grill, Roast, Oil-free Fry, Bake, BBQ, Stir-fry, Dehydrator, etc.

N.W. 6.4KGS | G.W. 7.1KGS | 3PCS/CTN
SUNSP. 388PCS | 1480P. 294PCS | 1480P. 294PCS

AIR FRYER

1300W Max | 10 LITRES | 3D ROTATE | 0% OIL

- Triple cooking power: infrared heat, hot turbo air and 360 degrees food rotating system
- Cooking pot: Non-stick coating
- 110-230°C temperature controller
- Best tasting french fries without oil
- Multi-Function: Broil, Grill, Roast, Oil-free Fry, Bake, BBQ, Stir-fry, Dehydrator, etc.

N.W. 6.4KGS | G.W. 7.1KGS | 3PCS/CTN
SUNSP. 388PCS | 1480P. 294PCS | 1480P. 294PCS



AF506M



AF508M



AIR FRYER
AF506T

1300W Max | 10 LITRES | 3D ROTATE | 0% OIL

- Screen touch control panel
- Digital control panel
- Triple cooking power: infrared heat, hot turbo air and 360 degrees food rotating system
- Cooking pot: Non-stick coating
- 50-230°C temperature controller
- Best tasting french fries without oil

N.W. 6.4KGS | G.W. 7.1KGS | 3PCS/CTN
SUNSP. 388PCS | 1480P. 294PCS | 1480P. 294PCS



AIR FRYER
AF508E

1300W Max | 10 LITRES | 3D ROTATE | 0% OIL

- Digital control panel
- Triple cooking power: infrared heat, hot turbo air and 360 degrees food rotating system
- Cooking pot: Non-stick coating
- 50-230°C temperature controller
- Best tasting french fries without oil

N.W. 6.4KGS | G.W. 7.1KGS | 3PCS/CTN
SUNSP. 388PCS | 1480P. 294PCS | 1480P. 294PCS



Meat Grinder
AMG191

1.8kgs Max Power | 3PCS Cutting plates | 2000W Max Power

- Die casting aluminum housing
- ON/OFF reverse function
- DC motor, low noise level, less than 80dB
- Metal gear & gear box
- Innovative gear box system
- Easy assembly grinder head, no need to find location
- Backside air scoop
- Non-slip rubber feet
- Powerful DC motor

N.W. 3.4KGS | G.W. 4.0KGS | 4PCS/CTN
SUNSP. 388PCS | 1480P. 294PCS | 1480P. 294PCS

Basic Accessories:



Optional Accessories:



Optional Accessories:



Meat Grinder
AMG196

2.0kgs Max Power | 3000W Max Power | 3PCS Cutting plates | THE CALIBER BODY

- Powerful and efficient copper motor
- Metal gear box & gears
- Stainless steel cutting blade
- ON/OFF/REVERSE switch, 2 speed choice
- Unique lock and lock design
- Metal Connector, more durable
- Low noise design with own patent

N.W. 4.4KGS | G.W. 7.4KGS | 3PCS/CTN
SUNSP. 388PCS | 1480P. 294PCS | 1480P. 294PCS

Meat Grinder
AMG189

2.0kgs Max Power | 3000W Max Power | 3PCS Cutting plates

- Heavy duty plastic housing
- Powerful and efficient copper motor
- Metal gear box & gears
- Stainless steel cutting blade
- ON/OFF/REVERSE
- Unique lock and lock design, easy assembly
- Metal Connector, more durable
- Low noise design with own patent

N.W. 4.4KGS | G.W. 7.4KGS | 3PCS/CTN
SUNSP. 388PCS | 1480P. 294PCS | 1480P. 294PCS



Meat Grinder
AMG26

1.3kgs Max Power | 800W Max Power | 3PCS Cutting plates

- Stainless steel housing
- Electric & DC housing
- ON/OFF reverse function
- Metal gear
- Innovative gear box system
- Easy assembly grinder head
- Bottom air scoop
- Non-slip rubber feet
- Low noise level

N.W. 1.4KGS | G.W. 1.8KGS | 4PCS/CTN
SUNSP. 388PCS | 1480P. 294PCS | 1480P. 294PCS

Basic Accessories:



Optional Accessories:



Optional Accessories:



Meat Grinder
AMG23

1.3kgs Max Power | 800W Max Power | 3PCS Cutting plates

- Plastic housing
- ON/OFF reverse function
- Metal gear
- Innovative gear box system
- Easy assembly grinder head
- Bottom air scoop
- Non-slip rubber feet

N.W. 1.4KGS | G.W. 1.8KGS | 4PCS/CTN
SUNSP. 388PCS | 1480P. 294PCS | 1480P. 294PCS



Meat Grinder
AMG25

1.3kgs Max Power | 800W Max Power | 3PCS Cutting plates

- ON/OFF/REVERSE function
- Metal gear
- Innovative gear box system
- Easy assembly grinder head
- With handle easy to be taken
- Non-slip rubber feet

N.W. 1.4KGS | G.W. 1.8KGS | 4PCS/CTN
SUNSP. 388PCS | 1480P. 294PCS | 1480P. 294PCS



AMG199M1

AMG199M3

Meat Grinder

2.0kgs Max Power | 2000W Max Power | 3PCS Cutting plates

- Brush die-casting aluminum housing
- Powerful and efficient motor
- Easy assembly grinder head
- Metal gears
- Stainless steel cutting blade
- With dust cover
- ON/OFF/REVERSE, electronic switch control (AMG199)
- REVERSE/OFF/ON, 2 speed choice (AMG199M3)
- ON/OFF/REVERSE, direction switch (AMG199M1)

N.W. 1.9KGS | G.W. 4.9KGS | 4PCS/CTN
SUNSP. 388PCS | 1480P. 294PCS | 1480P. 294PCS



AIR FRYER

AF528T

1700 WATT	14.5 LITERS	0% OIL
-----------	-------------	--------

- High-end glass control panel
- 50-220°C temperature controller, 60min timer
- SS housing stainless steel housing with painting color optional
- 360 degree rotation
- Big capacity with 3 layers design
- Stainless steel heating element
- Inner case stainless steel

NW 33460 GW 112460 ZPCUC7N
SUNSP 303 PCS SUNSP 303 PCS SUNHQ 308 PCS

AIR FRYER

AF529T

1600 WATT	14.5 LITERS	0% OIL
-----------	-------------	--------

- Super large touch panel with stepless rotary knob
- SS housing or stainless steel housing with painting color optional
- 50-220°C temperature controller, 60min timer
- 360 degree rotation
- Big capacity with 3 layers design
- Stainless steel heating element
- Inner case stainless steel

NW 33460 GW 112460 ZPCUC7N
SUNSP 303 PCS SUNSP 303 PCS SUNHQ 308 PCS



AIR FRYER

AF525T

1700 WATT	14.5 LITERS	0% OIL
-----------	-------------	--------

- High-end glass control panel
- 50-220°C temperature controller, 60min timer
- SS housing stainless steel housing with painting color optional
- 360-degree rotation
- Big capacity with 3 layers design
- Stainless steel heating element
- Inner case stainless steel

NW 33460 GW 112460 ZPCUC7N
SUNSP 303 PCS SUNSP 303 PCS SUNHQ 308 PCS



AIR FRYER

AF526T

1700 WATT	14.5 LITERS	0% OIL
-----------	-------------	--------

- Stainless steel housing
- SS housing stainless steel housing with painting color optional
- Unique innovative circle handle
- Large touch screen control panel with digital knob
- 50-220°C temperature controller, 60min timer
- 360 degree rotation system
- Big capacity with 3 layers design
- With overheat protection

NW 33460 GW 112460 ZPCUC7N
SUNSP 303 PCS SUNSP 303 PCS SUNHQ 308 PCS



AIR FRYER

AF521T

1700 WATT	14.5 LITERS	0% OIL
-----------	-------------	--------

- Special design of circle glass panel easy to catch attention
- Touch control panel
- SS housing stainless steel housing with painting color optional
- Handle, panel and window all in one
- 50-220°C temperature controller, 60min timer
- 360 degree rotation
- Big capacity with 3 layers design
- Stainless steel heating element
- Inner case stainless steel



NW 33460 GW 112460 ZPCUC7N
SUNSP 303 PCS SUNSP 303 PCS SUNHQ 308 PCS



AIR FRYER

AF518T

1600 WATT	12 LITERS	0% OIL
-----------	-----------	--------

- Touch screen control panel
- Tempered glass front panel, more high-end
- 50-220°C temperature controller, 60min timer
- 360 degree rotation
- Big capacity with 3 layers design
- Stainless steel heating element
- Stainless steel interior cavity

NW 33460 GW 112460 ZPCUC7N
SUNSP 303 PCS SUNSP 303 PCS SUNHQ 308 PCS



AIR FRYER

AF510T

1600 WATT	12 LITERS	0% OIL
-----------	-----------	--------

- Large touch control panel
- 50-220°C temperature controller, 60min timer
- 360 degree rotation
- Big capacity with 3 layers design
- Stainless steel heating element
- Inner case stainless steel

NW 33460 GW 112460 ZPCUC7N
SUNSP 303 PCS SUNSP 303 PCS SUNHQ 308 PCS



AIR FRYER

AF510M

1700 WATT	12 LITERS	0% OIL
-----------	-----------	--------

- Simple mechanical knob
- 50-220°C temperature controller, 60min timer
- Stainless steel heating element
- Inner case stainless steel
- Best tasting french fries without oil
- 360 degree rotation
- Big capacity with 3 layers design
- Best tasting french fries without oil

NW 33460 GW 112460 ZPCUC7N
SUNSP 303 PCS SUNSP 303 PCS SUNHQ 308 PCS



AIR FRYER

AF516M

1600 WATT	12 LITERS	0% OIL
-----------	-----------	--------

- Simple mechanical knob
- 50-220°C temperature controller, 60min timer
- Stainless steel heating element
- Inner case stainless steel
- Best tasting french fries without oil
- 360 degree rotation
- Big capacity with 3 layers design
- Best tasting french fries without oil

NW 33460 GW 112460 ZPCUC7N
SUNSP 303 PCS SUNSP 303 PCS SUNHQ 308 PCS



AIR FRYER

AF516T

1600 WATT	12 LITERS	0% OIL
-----------	-----------	--------

- Touch control with stepless adjustment rotary knob
- 50-220°C temperature controller, 60min timer
- 360 degree rotation
- Big capacity with 3 layers design
- Stainless steel heating element
- Inner case stainless steel

NW 33460 GW 112460 ZPCUC7N
SUNSP 303 PCS SUNSP 303 PCS SUNHQ 308 PCS



AIR FRYER

AF515T

1600 WATT	12 LITERS	0% OIL
-----------	-----------	--------

- Large control panel
- 50-220°C temperature controller, 60min timer
- 360 degree rotation
- Big capacity with 3 layers design
- Stainless steel heating element
- Inner case stainless steel

NW 33460 GW 112460 ZPCUC7N
SUNSP 303 PCS SUNSP 303 PCS SUNHQ 308 PCS





**AIR FRYER
AF551T**

1700 WATT | 24 LITERS | 0% OIL

- Stainless steel housing
- Big Capacity 24L with 5 layer design
- Top, bottom and back triple heating element
- Digital display with touch screen
- Tempered glass display
- The automatic timer up to 24 hours for dehydrator
- 50°C - 230°C temp. controller
- Large view window
- Professional Dehydrator

N.W. 18.4KG | G.W. 17.2KG | 2PCS/CTN
3400P/31PCS | 3400P/30PCS | 3400P/30PCS



**AIR FRYER
AF522T**

1700 WATT | 14.5 LITERS | 0% OIL

- Touchscreen control panel
- With temperature and time switch controller
- Stepless adjustable rotary knob with time and temp display
- 50-230°C temperature controller, 60min timer
- 360 degree rotation
- Big capacity with 3 layers design
- Stainless steel up and down double heating elements
- Stainless steel housing and internal cavity

N.W. 13.4KG | G.W. 14.0KG | 2PCS/CTN
3400P/30PCS | 3400P/30PCS | 3400P/30PCS



**AIR FRYER
AF527T**

1700 WATT | 14.5 LITERS | 0% OIL

- Touch screen control panel
- With temperature and time switch controller
- Stepless adjustable rotary knob with time and temp display
- 50-230°C temperature controller, 60min timer
- 360 degree rotation
- Big capacity with 3 layers design
- Stainless steel up and down double heating elements
- Stainless steel housing and internal cavity



**AIR FRYER
AF520T**

1700 WATT | 14.5 LITERS | 0% OIL

- Touch screen control panel
- With temperature and time switch controller
- Stepless adjustable rotary knob with time and temp display
- 50-230°C temperature controller, 60min timer
- 360 degree rotation
- Big capacity with 3 layers design
- Stainless steel up and down double heating elements
- Stainless steel housing and internal cavity



new!
ALL S/S HOUSING




**AIR FRYER
AF536T**

1490 WATT | 6 LITERS | 0% OIL

- 50-200°C temperature controller, 60min timer
- Visible window
- With 2 layers design
- Stainless steel heating element
- Inner case stainless steel

N.W. 5.5KG | G.W. 6.6KG | 2PCS/CTN
3400P/30PCS | 3400P/30PCS | 3400P/30PCS



new!



**AIR FRYER
AF530T**

1490 WATT | 6 LITERS | 0% OIL

- 50-200°C temperature controller, 60min timer
- 2.8 large digital screen panel
- Visible window (AF530TW)
- With 2 layers design
- Stainless steel heating element
- Inner case stainless steel

N.W. 5.5KG | G.W. 6.6KG | 2PCS/CTN
3400P/30PCS | 3400P/31PCS | 3400P/30PCS



AF530TW

new!



new!



1600 WATT | 12 LITERS | 0% OIL

AF513TH



- Voltage 100-240V AC, SWITCH
- Rated Power 1600W
- Capacity 12L
- Multi-touch screen control panel
- 50-230°C temperature controller, 60min timer
- 360 degree rotation
- Big capacity with 3 layers design
- Stainless steel heating element
- Inner case stainless steel
- More than 16 functions: Fry, Roast, Fries, Wings, Dehydrate, Steak, Chips, Fish, Vegetables, Popcorn, Chicken, Cake, Shrimp, Pizza, BBQ Wings, Toast, Cookie, etc.

**AIR FRYER
AF513T**



N.W. 7.7KG | G.W. 8.8KG | 2PCS/CTN
3400P/30PCS | 3400P/30PCS | 3400P/30PCS



AMG199A



AMG199AM3 AMG199AM2

Meat Grinder

2.0kgs (Max) 2000W (Max power) 3PCS (Cutting plates)

- Brushed-coating aluminum housing
- Powerful and efficient motor
- Extra assembly grinder head
- Metal gears
- Stainless steel cutting blade
- With air scoop
- Large capacity metal hopper
- ON/OFF/REVERSE electronic switch control (AMG199A)
- REVERSE/OFF/STOP, 2 speeds choice (AMG199AM3)
- ON/OFF/REVERSE, direction switch (AMG199AM2)

N.W. 3.1KGS G.W. 4.8KGS 4PCS/CTN
 SUBSP. 100PCS 1480P. 100PCS 1480P. 100PCS



AMG198



AMG198P

AMG198M

Meat Grinder

2.0kgs (Max) 2000W (Max power) 3PCS (Cutting plates)

- Powerful and efficient motor
- Metal gears & gear shaft
- Stainless steel cutting blade
- ON/OFF/REVERSE
- With dust cover
- Safety circuit breaker to prevent motor burn out
- Plastic housing (AMG198P)
- Brushed-coating aluminum housing (AMG198)
- REVERSE/OFF/STOP, 2 speeds choice (AMG198M)

AMG198P N.W. 4.1KGS G.W. 6.1KGS
 AMG198 M N.W. 2.2KGS G.W. 4.1KGS
 AMG198M N.W. 2.1KGS G.W. 4.0KGS
 4PCS/CTN 1480P. 100PCS
 1480P. 100PCS 1480P. 100PCS



Meat Grinder
AMG180

2.0kgs (Max) 3000W (Max power) 3PCS (Cutting plates)

- Powerful and efficient motor
- Large capacity metal hopper
- Metal gear box & gears
- Stainless steel front panel
- Storage box with power cord compartment
- 2 speed (1 speeds)
- ON/OFF/RESET/REVERSE

N.W. 3.1KGS G.W. 4.8KGS 4PCS/CTN
 SUBSP. 100PCS 1480P. 100PCS 1480P. 100PCS



Meat Grinder
AMG180A

2.0kgs (Max) 3000W (Max power) 3PCS (Cutting plates)

- Powerful and efficient motor
- Large capacity metal hopper
- Metal gear box & gears
- Stainless steel front panel
- Storage box with power cord compartment
- 2 speed (1 speeds)
- REVERSE/ON/HALF/STOP/PRESET

N.W. 3.1KGS G.W. 4.8KGS 4PCS/CTN
 SUBSP. 100PCS 1480P. 100PCS 1480P. 100PCS



Meat Grinder
AMG36

2.0kgs (Max) 3000W (Max power) 3PCS (Cutting plates)

- Power full and efficient motor
- Metal gear box & gears
- Large capacity metal hopper
- Stainless steel housing
- 2 speed (1 speeds)
- ON/HALF/OFF/RESET/REVERSE
- Metal connector
- Big air scoop

N.W. 3.7KGS G.W. 7.4KGS 4PCS/CTN
 SUBSP. 100PCS 1480P. 100PCS 1480P. 100PCS



Meat Grinder
AMG20/AMG20D

1.3kgs (Max) 800W (Max power) 3PCS (Cutting plates)

- ON/OFF/REV Direction switch
- Metal gear
- Impressive gear box system
- Easy assembly grinder head
- Non slip rubber feet

N.W. 2.8KGS G.W. 4.5KGS 4PCS/CTN
 SUBSP. 100PCS 1480P. 100PCS 1480P. 100PCS



Meat Grinder
AMG186

2.0kgs (Max) 2000W (Max power) 3PCS (Cutting plates)

- ON/HALF/OFF/REVERSE/RESET, 2 speeds choice
- Powerful and efficient motor
- Metal gear box & gears
- Stainless steel cutting blade
- Brushed chrome front panel & top air scoop, front and back vents
- Large capacity metal hopper

N.W. 3.1KGS G.W. 4.8KGS 4PCS/CTN
 SUBSP. 100PCS 1480P. 100PCS 1480P. 100PCS



Meat Grinder
AMG39

1.5kgs (Max) 1600W (Max power) 3PCS (Cutting plates)

- Plastic housing with stainless steel wrap
- Powerful and efficient motor
- ON/OFF/REVERSE switch with blue light surrounding
- New locked structure for grinder head
- Front panel with chrome
- Metal gear shaft
- Stainless steel cutting blade

N.W. 3.8KGS G.W. 5.5KGS 4PCS/CTN
 SUBSP. 100PCS 1480P. 100PCS 1480P. 100PCS

Meat Grinder
AMG35

1.5kgs (Max) 1600W (Max power) 3PCS (Cutting plates)

- ON/OFF/REVERSE function with electronic switch
- Easy assembly grinder head
- With handle easy to be taken
- Powerful efficient motor
- Plastic ABS housing
- Metal gear shaft

N.W. 3.8KGS G.W. 5.5KGS 4PCS/CTN
 SUBSP. 100PCS 1480P. 100PCS 1480P. 100PCS



AMG31A

Meat Grinder
AMG30

1.2kgs (Max) 1200W (Max power) 3PCS (Cutting plates)

- ON/OFF/REVERSE switch
- Stainless steel cutting blade
- Detachable aluminum tube
- Front panel with chrome
- Non slip rubber feet

N.W. 3.3KGS G.W. 4.0KGS 4PCS/CTN
 SUBSP. 100PCS 1480P. 100PCS 1480P. 100PCS

Meat Grinder

1.2kgs (Max) 1200W (Max power) 3PCS (Cutting plates)

- ON/OFF/REVERSE switch
- Stainless steel cutting blade
- Detachable aluminum head
- Front panel with chrome
- Non slip rubber feet

N.W. 3.3KGS G.W. 4.0KGS 4PCS/CTN
 SUBSP. 100PCS 1480P. 100PCS 1480P. 100PCS

AMG31B





**Meat Grinder
AMG33**

1.2kg
600W
3PCS

- ON/OFF/REVERSE switch
- Stainless steel cutting blade
- With handle easy to be taken
- Detachable aluminum tube
- Flycut gear with chrome
- Non-slip rubber feet
- Low noise

NW: 3.14KG DW: 4.40KG 3PCS/CTN
SUNSP: 3300PCS SUNSP: 3300PCS SUNSP: 3300PCS



**2 in 1 Meat Grinder & Blender
AMB208**

1.2kg
1200W
3PCS

- ON/OFF, reverse function
- 2 in 1 multi function, meat mince & blender combined
- Easy assembly grinder head
- 1.5L jar with stainless steel blade
- Stainless steel cutting blade

NW: 4.24KG DW: 4.92KG 3PCS/CTN
SUNSP: 2000PCS SUNSP: 2000PCS SUNSP: 2000PCS



**Slow Juicer
AJE368**

200W
More juice
Easy and fast

- Long continuous working time (100min)
- Stainless Steel Housing body
- Wash handle Easy for taken
- Special structure design for easy assembling
- Slow speed screw type 30RPM 45L/min
- Keep the nutrition of the juice, reduce the oxidation
- Reverse function to avoid stuck

STAINLESS STEEL HOUSING



NW: 3.84KG DW: 4.42KG 3PCS/CTN
SUNSP: 3300PCS SUNSP: 3300PCS SUNSP: 3300PCS



**Slow Juicer
AJE318**

150W
More juice
Easy and fast

- Reverse function to avoid stuck
- Slow speed screw type
- RPM 40-65L/min
- Safety protection with magnetic switch
- Long continuous working time (100min)
- High juice extracting rate
- Low noise level less than 65db
- Keep the nutrition of the juice, reduce the oxidation



NW: 4.80KG DW: 5.50KG 3PCS/CTN
SUNSP: 3000PCS SUNSP: 3000PCS SUNSP: 3000PCS

**Slow Juicer
AJE328**

150W
More juice
Easy and fast

- Reverse function to avoid stuck
- Slow speed screw type
- RPM 40-65L/min
- Safety protection with magnetic switch
- Long continuous working time (100min)
- High juice extracting rate
- Low noise level less than 65db
- Keep the nutrition of the juice, reduce the oxidation



NW: 4.45KG DW: 5.15KG 3PCS/CTN
SUNSP: 3000PCS SUNSP: 3000PCS SUNSP: 3000PCS



**Slow Juicer
AJE338**

150W
More juice
Easy and fast

- Reverse function to avoid stuck
- Slow speed screw type
- RPM 40-65L/min
- Safety protection with magnetic switch
- Long continuous working time (100min)
- High juice extracting rate
- Low noise level less than 65db



NW: 4.40KG DW: 5.10KG 3PCS/CTN
SUNSP: 3000PCS SUNSP: 3000PCS SUNSP: 3000PCS

**Slow Juicer
AJE338S**

150W
More juice
Easy and fast

- Stainless steel housing
- Reverse function to avoid stuck
- Slow speed screw type
- RPM 40-65L/min
- Safety protection with magnetic switch
- Long continuous working time (100min)
- High juice extracting rate
- Low noise level less than 65db



NW: 4.40KG DW: 5.10KG 3PCS/CTN
SUNSP: 3000PCS SUNSP: 3000PCS SUNSP: 3000PCS



**Slow Juicer
AJE378**

150W
More juice
Easy and fast

- Reverse function to avoid stuck
- Slow speed screw type
- RPM 40-65L/min
- Safety protection with magnetic switch
- Long continuous working time (100min)
- Aluminum decoration with handle easy to be taken
- High juice extracting rate



NW: 3.75KG DW: 4.45KG 3PCS/CTN
SUNSP: 3000PCS SUNSP: 3000PCS SUNSP: 3000PCS



**Slow Juicer
AJE378LA/LD**

260W
More juice
Easy and fast

- Reverse function to avoid stuck
- Slow speed screw type
- RPM 40-65L/min
- Safety protection with magnetic switch
- Long continuous working time (100min)
- Aluminum decoration with handle easy to be taken
- High juice extracting rate
- Low noise level less than 65db



NW: 4.40KG DW: 5.10KG 3PCS/CTN
SUNSP: 3000PCS SUNSP: 3000PCS SUNSP: 3000PCS



**8-in-1 Multi Cooker
ACB01E**

1900W
8
VISIBLE
NON STICK
COOKING

- Capacity 14L
- Cooking for non-stick coating
- Visible transparent glass cover
- 8-in-1 multi-cooker for all your cooking needs
- Best 30-in-1s: Slow Cook, Fry, Grill, Steam, Shallow Fry and Roast
- Built-in heat protection system for protecting the front glass and safety
- Two control dial with digital display
- New 8-in-1 Cooker, 8-in-1 Multi-cooker



NW: 4.80KG DW: 5.50KG 3PCS/CTN
SUNSP: 3000PCS SUNSP: 3000PCS SUNSP: 3000PCS

SM903

220-240V 50/60Hz
800/1000/1200W
Conical Design, injection housing
Planetary gear system
Mechanical 6 speeds control with Pulse
5.2L Stainless steel processing bowl
Function: knead, whisk, mixing
7L stainless steel bowl for option
Bowl size: 423 x 311 x 290 mm
Carbon Base: 716 x 438 x 309 mm
Pcs of Carton: 2 pcs
N.W./G.W.: 15/18.9 KG
Loading qty.: 630/7130/1450 pcs



12 WWW.TOOHOME.COM.CN

ACCESSORIES



Whisk



Beater



Dough Hook



Egg yolk separator



Spatula

WWW.TOOHOME.COM.CN 13

AIR FRYER SERIES NEW GENERATION

PAF-4210BZD-1A

220-240V 50/60Hz Power: 1300W
60-200°C temp range with safe surface
4.2 liters glass pot for best visible experience
Patented cooling system for better performance
Injection Housing, elegant design
halogen or carbon heating elements alternative
overheating protection
with micro-switch insurance
sensor touch control for multi menus
Anti-slip rubber feet
*Optional: Automatic steam function with visible 100ml water tank



PAF-4210BM-1A



14 WWW.TOOHOME.COM.CN



PAF-4209BZD-1A



PAF-4209BZD-2A



PAF-4208BZD-1A



PAF-4208BD-2A



PAF-4208BD-3A



WWW.TOOHOME.COM.CN

PRODUCT FEATURE

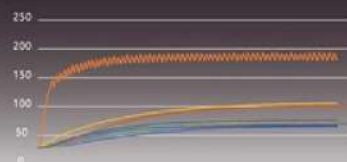
- HI-BORON GLASS POT
360° TRANSPARENT



- COOLING SYSTEM
* Patented



- EXCELLENT TEMPERATURE CONTROL
* Pot core up to 195°C, glass surface Max 125°C



WWW.TOOHOME.COM.CN

FULL METAL AIR FRYER

Full metal housing and basket
Visible basket for option



6L



8L



8L

WWW.TOOHOME.COM.CN 15

BL604

220-240V, 50/60Hz
600W
2 speeds with Pulse function
Matte finished design
1.5L Glass jug with 4 leaves SS blade
Easy for blending, mixing, juicing etc.
Option: 600ml Go-to blender bottle / 350ml small grinder

Gift box: 345 x 230 x 275 mm
Carton Box: 435 x 360 x 570 mm
Pcs of Carton: 4 pcs
N.W./G.W.: 12/14.5 KGS
Loading qty: 1360/2760/3312 pcs



BL606

220-240V, 50/60Hz
400W
Special square round blender
Matte Finish injection design
Knob control 4 speeds with Pulse
1.2L Blender jar (AS and Tritan for option)
4 SS leaves blender blade
Serving for 1-2 persons need
Easy to blend juice, home cocktail
Detachable blade base easy to clean
Blender jug is dishwasher available



Colorful Series

1000W / 1200W AC motor
1.5L Plastic blender jar
Multifunction buttons to satisfy your blending need.

Optional:



CHOPPER SERIES

400W AC motor
2.0L large capacity Chopper bowl with handle
Triple SS blades provide the excellent chopping performance
Easy to process Meat / Vegetable / Juice / Ice



FOOD PROCESSOR SERIES



FP202

220-240V, 50/60Hz
550/800W
Plastic glossy design
Speed control: 2 speeds + pulse speed
1.4L AS processor bowl
Double safety switch on housing & lid of bowl
Anti-slip rubber feet

Gift box: 280 x 260 x 385 mm
Carton Box: 580 x 540 x 400 mm
Pcs of Carton: 4 pcs
N.W./G.W.: 8.9/13.7 KGS
Loading qty: 740/1520/1860 pcs



FP202S

220-240V, 50/60Hz
550/800W
Plastic glossy design with SS element
Speed control: 2 speeds + pulse speed
1.4L AS processor bowl
Double safety switch on housing & lid of bowl
Anti-slip rubber feet

Gift box: 345 x 210 x 275 mm
Carton Box: 580 x 540 x 400 mm
Pcs of Carton: 4 pcs
N.W./G.W.: 8.9/13.7 KGS
Loading qty: 740/1520/1860 pcs



BL620C

220-240V, 50/60Hz
800/1000/1200W
Variable speed control with 3 function buttons
Chrome knob
Full SS housing
1.5L & 1.75L Glass jug for option
4 or 6 leaves Strong SS blade for blending, mixing, juicing etc.
Detachable stainless steel blade, easy to clean

Gift box: 393 x 216 x 300 mm
Carton Box: 537 x 393 x 310 mm
Pcs of Carton: 4 pcs
N.W./G.W.: 16.8/18.3 KGS
Loading qty: 1034/2154/2444 pcs



With grinder

BL630 serie

220-240V, 50/60Hz
800/1000/1200W
Mechanical control 4 Speeds with Pulse
Injection body with stainless steel decoration
1.5L & 1.75L Glass jug for option
4 or 6 leaves Strong SS blade for blending, mixing, juicing etc.
Detachable stainless steel blade, easy to clean

Gift box: 345 x 210 x 275 mm
Carton Box: 435 x 360 x 370 mm
Pcs of Carton: 4 pcs
N.W./G.W.: 13.5/15 KGS
Loading qty: 1360/2760/3180 pcs



BL630

BL620A

220-240V, 50/60Hz
800/1000/1200W
Chrome knob 4 speeds with Pulse
Full SS housing
1.5L & 1.75L Glass jug for option
4 or 6 leaves Strong SS blade for blending, mixing, juicing etc.
Detachable stainless steel blade, easy to clean

Gift box: 393 x 216 x 300 mm
Carton Box: 537 x 393 x 310 mm
Pcs of Carton: 4 pcs
N.W./G.W.: 16.8/18.3 KGS
Loading qty: 1034/2154/2444 pcs



BL636



BL632



BL638



BL640

1000W/ 1200W/ 1400W
Metallic table blender
1.5L Glass jar with 6 leaves SS blade
PCB digital control with indicator
Detachable blade base



BL602

220-240V, 50/60Hz
600W
2 speeds with Pulse function
Special matte design
1.5L Glass Jug
Special chromed knob
4 or 6 leaves Strong SS blade for blending, mixing, juicing etc.

Gift box: 345x210x295mm
Carton Box: 435x360x605mm
Pcs of Carton: 6pcs
N.W./G.W.: 14/15.9 KGS
Loading qty: 1308/2600/3312 pcs

BL603

220-240V, 50/60Hz
600/800W
2 speeds knob with 2 pulse buttons
Matte finish design
1.5L Glass Jug
Special chromed knob
4 or 6 leaves Strong SS blade for blending, mixing, juicing etc.

Gift box: 345 x 210 x 275 mm
Carton Box: 435 x 360 x 370 mm
Pcs of Carton: 4 pcs
N.W./G.W.: 12/14.5 KGS
Loading qty: 1360/2760/3312 pcs



BL605

220-240V, 50/60Hz
600W
2 speeds with Pulse function
Matte finished design
1.5L Glass jug with 4 leaves SS blade
Easy for blending, mixing, juicing etc.
Option: 600ml Go-to blender bottle / 350ml small grinder

Gift box: 345 x 210 x 275 mm
Carton Box: 435 x 360 x 370 mm
Pcs of Carton: 4 pcs
N.W./G.W.: 12/14.5 KGS
Loading qty: 1360/2760/3312 pcs



BL601

220-240V, 50/60Hz
500W
2 speeds with Pulse function
Injection housing
1.8L AS blender Jar
4 leaves SS blade ensure the efficient blending function

Gift box: 195 x 185 x 415 mm
Carton Box: 575 x 410 x 435 mm
Pcs of Carton: 6 pcs
N.W./G.W.: 12/14.5 KGS
Loading qty: 1740/3510/4080 pcs



FP201

220-240V, 50/60Hz
 550/800W
 Plastic glossy design
 Speed control: 2 speeds + pulse speed
 1.4L AS processor bowl
 Double safety switch on housing & lid of bowl
 Anti-slip rubber feet

Gift box: 280 x 260 x 385 mm
 Carton Box: 580 x 540 x 400 mm
 Pcs of Carton: 4 pcs
 N.W./G.W.: 8.9/13.7 KGS
 Loading qty: 740/1520/1880 pcs



STANDARD ACCESSORIES



1.4L AS bowl



SS chopping blade

OPTIONAL ACCESSORIES



Plastic grinder



Dough



Emulsifying



Cutting Shredder, Slicer & fries cutter



SS cutting disc: Slicer & Shredder



1.8L blender jar



Citrus juicer



SS dry grinder

FP203

220-240V, 50/60Hz
 550/800W
 Plastic glossy design
 Speed control: 2 speeds + pulse speed
 1.4L AS processor bowl
 Double safety switch on housing & lid of bowl
 Anti-slip rubber feet
 Chrome knob for option

Gift box: 410 x 280 x 390 mm
 Carton Box: 575 x 425 x 410 mm
 Pcs of Carton: 2 pcs
 N.W./G.W.: 7.2/10.35 KGS
 Loading qty: 584/1180/1388 pcs



STAND MIXER SERIES NEW DESIGN

Die-cast Stand mixer

1000/1200W
 Die-Cast Aluminum
 Innovative single-arm design
 Patented structural design ensures excellent experience
 5L / 7L Stainless steel bowl
 Digital sensor touch screen
 Quick start menu



SM902

220/240V, 50/60Hz
 800/1000/1200W
 Concrete Design, Injection housing
 Planetary gear system
 Mechanical 6 speeds control with Puller
 5.2L Stainless steel processing bowl
 Function: knead, whisk, mixing
 7L stainless steel bowl for option

Gift box: 423 x 351 x 290 mm
 Carton Box: 716 x 438 x 305 mm
 Pcs of Carton: 2 pcs
 N.W./G.W.: 13.7/16.9 KGS
 Loading qty: 620/1240/1450 pcs






Coffee Grinder



AZ-BG701

- * 220-240V 50-60Hz 150W/ 120V 60Hz 150W
- * Flat metal burrs to ensure precise grinding
- * Adjustable grind selection from coarse, medium to fine
- * Removable container holds ground coffee for 100g
- * Quantity selector from 2 to 12 cups
- * Clear bean container can hold 200-250g
- * On/Off button for easy operation
- * Double Safety protection
- * Compact and stylish design to perfectly fits in any kitchen.



AZ-CG2010

- * Power: 220-240V 50-60Hz 200W
- * Sharp stainless-steel blades
- * Grind on your desired consistency
- * Large grinding capacity up to 70g bean
- * Removable S/S grinding cup
- * On/Off button for easy operation
- * With safety protection



for dry ingredients



for wet ingredients

AZ-BG701S

- * 220-240V 50-60Hz 150W/ 120V 60Hz 150W
- * Flat metal burrs to ensure precise grinding
- * Adjustable grind selection from coarse, medium to fine
- * Removable container holds ground coffee for 100g
- * Quantity selector from 2 to 12 cups
- * Clear bean container can hold 200-250g
- * On/Off button for easy operation
- * Double Safety protection
- * Compact and stylish design to perfectly fits in any kitchen.




5

Coffee Grinder



AZ-BG704S

- * 220-240V 50-60Hz 150W/ 120V 60Hz 130W
- * Flat metal burrs to ensure precise grinding
- * Adjustable grind selection from coarse, medium to fine
- * Removable container holds ground coffee for 100g
- * Quantity selector from 2 to 12 cups
- * Clear bean container can hold 200-250g
- * On/Off button for easy operation
- * Double Safety protection
- * Compact and stylish design to perfectly fits in any kitchen.



AZ-BG705S

- * 220-240V 50-60Hz 150W/ 120V 60Hz 130W
- * Flat metal burrs to ensure precise grinding
- * Adjustable grind selection from coarse, medium to fine
- * Removable container holds ground coffee for 100g
- * Quantity selector from 2 to 12 cups
- * Clear bean container can hold 200-250g
- * On/Off button for easy operation
- * Double Safety protection
- * Compact and stylish design to perfectly fits in any kitchen.



6

Coffee Grinder



AZ-BG702S

- * Power: 220-240V 50-60Hz 160W
- * Durable stainless steel conical burrs
- * 30 grinding settings from coarse to fine
- * 2-12 cups quantity selection
- * Hopper holds up to 300g of coffee beans
- * Grounds container accommodates up to 150 grams
- * On/Off button for easy operation
- * Auto close hopper bottom entry
- * With safety protection
- * With protafilter bracket



AZ-BG703S

- * Power: 220-240V 50-60Hz 160W
- * Durable stainless steel conical burrs
- * 30 grinding settings from coarse to fine
- * 2-12 cups quantity selection
- * Hopper holds up to 300g of coffee beans
- * Grounds container accommodates up to 150 grams
- * On/Off button for easy operation
- * Auto close hopper bottom entry
- * With safety protection
- * With protafilter bracket



7

Coffee Grinder



AZ-BG706S

- * Power: 220-240V 50-60Hz 160W
- * Durable stainless steel conical burrs
- * 30 grinding settings from coarse to fine
- * 2-12 cups quantity selection
- * Hopper holds up to 300g of coffee beans
- * Grounds container accommodates up to 150 grams
- * On/Off button for easy operation
- * Auto close hopper bottom entry
- * With safety protection
- * With protafilter bracket



AZ-BG706ST

- * Power: 220-240V 50-60Hz 160W
- * Durable stainless steel conical burrs
- * 30 grinding settings from coarse to fine
- * 2-12 cups quantity selection
- * Hopper holds up to 300g of coffee beans
- * Grounds container accommodates up to 150 gra
- * Touch panel for easy operation
- * Auto close hopper bottom entry
- * With safety protection
- * With protafilter bracket



8

Coffee Grinder



AZ-BG709S

- * Power: 220-240V 50-60Hz 160W
- * Durable stainless steel conical burrs
- * 30 grinding settings from coarse to fine
- * 2-12 cups quantity selection
- * Hopper holds up to 300g of coffee beans
- * Grounds container accommodates up to 150 grams
- * On/Off button for easy operation
- * Auto close hopper bottom entry
- * With safety protection
- * With protafilter bracket



AZ-BG709ST

- * Power: 220-240V 50-60Hz 160W
- * Durable stainless steel conical burrs
- * 30 grinding settings from coarse to fine
- * 2-12 cups quantity selection
- * Hopper holds up to 300g of coffee beans
- * Grounds container accommodates up to 150 grams
- * Touch panel for easy operation
- * Auto close hopper bottom entry
- * With safety protection
- * With protafilter bracket



9

Coffee Grinder



AZ-BG710

- * Power: 220-240V 50-60Hz 150W
- * Durable stainless steel conical burrs
- * 30 grinding settings from coarse to fine
- * 2-12 cups quantity selection
- * Hopper holds up to 130g of coffee beans
- * Grounds container accommodates up to 100 grams
- * On/Off button for easy operation
- * With safety protection



AZ-BG710T

- * Power: 220-240V 50-60Hz 150W
- * Durable stainless steel conical burrs
- * 30 grinding settings from coarse to fine
- * 2-12 cups quantity selection
- * Hopper holds up to 130g of coffee beans
- * Grounds container accommodates up to 100 grams
- * Touch panel for easy operation
- * With safety protection



10

Coffee Grinder



AZ-BG712

- * Power: 220-240V 50-60Hz 150W
- * Durable stainless steel conical burrs
- * 30 grinding settings from coarse to fine
- * 2-12 cups quantity selection
- * Hopper holds up to 200g of coffee beans
- * Grounds container accommodates up to 100 grams
- * Touch panel for easy operation
- * With safety protection



Coffee Grinder

AZ-CG2008



- * Power: 220-240V 50-60Hz 150W
- * Sharp stainless-steel blades
- * Grind on your desired consistency
- * Grinding capacity up to 70g bean
- * On/Off button for easy operation
- * Cord storage function
- * Safety protection if the lid is not securely placed
- * Compact and stylish design

AZ-CG2011

- * Power: 220-240V 50-60Hz 500W
- * Sharp stainless-steel blades
- * Grind on your desired consistency
- * Grinding capacity up to 250g bean
- * On/Off button for easy operation
- * With safety protection
- * Compact and stylish design



13

Coffee Grinder

AZ-CG2009



- * Power: 220-240V 50-60Hz 150W
- * Sharp stainless-steel blades
- * Grind on your desired consistency
- * Grinding capacity up to 60g bean
- * On/Off button for easy operation
- * Cord storage function
- * With safety protection
- * Compact and stylish design

AZ-BG713

- * Power: 220-240V 50-60Hz 150W
- * Durable stainless steel conical burrs
- * 30 grinding settings from coarse to fine
- * 2-12 cups quantity selection
- * Hopper holds up to 200g of coffee beans
- * Grounds container accommodates up to 100 grams
- * Touch panel for easy operation
- * With safety protection



11

Coffee Grinder

AZ-CG2006



- * Power: 220-240V 50-60Hz 150W
- * Sharp stainless-steel blades
- * Grind on your desired consistency
- * Grinding capacity up to 40g bean
- * On/Off button for easy operation
- * Cord storage function
- * Safety protection if the lid is not securely placed
- * Compact and stylish design

AZ-CG2007

- * Power: 220-240V 50-60Hz 150W
- * Sharp stainless-steel blades
- * Grind on your desired consistency
- * Grinding capacity up to 40g bean
- * On/Off button for easy operation
- * Safety protection if the lid is not securely placed
- * Compact and stylish design



12



AZ-EM1502

- * 220-240V 50-60Hz 1350W
- * Stainless Steel Housing
- * Thermo-block heating system
- * Mechanical buttons for ON/OFF switch, espresso & steam
- * Pre-brew function
- * 15 bar pump produces a rich espresso
- * Steam/hot water selection
- * Steam wand produces steam for thick milk froth
- * 2 in 1 filter holder: single or double cups
- * 1.1L Removable water tank
- * Removable drip tray for easy cleaning



16

Espresso Machine



AZ-EM1503

- * 220-240V 50-60Hz 1350W
- * Stainless Steel Housing
- * Thermo-block heating system
- * Mechanical buttons for ON/OFF switch, espresso & steam
- * With pressure gauge
- * Pre-brew function
- * 15 bar pump produces a rich espresso
- * Steam/hot water selection
- * Steam wand produces steam for thick milk froth
- * 2 in 1 filter holder: single or double cups
- * 1.1L Removable water tank
- * Removable drip tray for easy cleaning



AZ-EM1504

- * 220-240V 50-60Hz 1350W
- * Stainless Steel Housing
- * Thermo-block heating system
- * Touch screen control panel, color patten
- * Pre-brew function
- * 15 bar pump produces a rich espresso
- * Steam/hot water selection
- * Steam wand produces steam for thick milk froth
- * 2 in 1 filter holder: single or double cups
- * 1.1L Removable water tank
- * Removable drip tray for easy cleaning



17

Espresso Machine



AZ-EM1511

- * 220-240V 50-60Hz 1350W
- * Stainless Steel Housing
- * Thermo-block heating system
- * Touch screen control panel
- * Pre-brew function
- * 15 bar pump produces a rich espresso
- * Steam/hot water selection
- * Steam wand produces steam for thick milk froth
- * 2 in 1 filter holder: single or double cups
- * 1.1L Removable water tank
- * Removable drip tray for easy cleaning

AZ-EM1512

- * 220-240V 50-60Hz 1350W
- * Stainless Steel Housing
- * Thermo-block heating system
- * Touch screen control panel, color patten
- * Pre-brew function
- * 15 bar pump produces a rich espresso
- * Steam/hot water selection
- * Steam wand produces steam for thick milk froth
- * 2 in 1 filter holder: single or double cups
- * 1.1L Removable water tank
- * Removable drip tray for easy cleaning



18



AZ-EM1520

- * Power: 220-240V 50-60Hz heating:1350W, grinding: 150W
- * Water tank capacity: 2.2L, bean box capacity:200g
- * 15 bar pressure pump
- * 58mm commercial brewing funnel
- * Stainless steel filter for single and double cup
- * With PID intelligent temperature control for accurate and stable temperature
- * Thermoblock heating system
- * With overheating and overpressure protection
- * With safety valve to release pressure automatically
- * With pressure progress bar
- * Touch screen control panel
- * With bar pressure gauge
- * With 10 grind settings to meet different demands
- * Powerful frothing system to make cappuccino and latte
- * Stainless steel steam wand
- * Detachable frothing nozzle for easy cleaning
- * Detachable drip tray for easy cleaning

Optional:

pressure pump: 15 bar/20 bar

heating system: single or double

power: single: 1350W, double: 2000W



AZ-EM1521



- * Power: 220-240V 50-60Hz 1350W
- * Water tank capacity: 2.2L, bean box capacity:200g
- * 15 bar pressure pump
- * 58mm commercial brewing funnel
- * Stainless steel filter for single and double cup
- * With PID intelligent temperature control for accurate and stable temperature
- * Thermoblock heating system
- * With overheating and overpressure protection
- * With safety valve to release pressure automatically
- * With pressure gauge
- * With 10 grind settings to meet different demands
- * Powerful frothing system to make cappuccino and latte
- * Stainless steel steam wand
- * Detachable frothing nozzle for easy cleaning
- * Detachable drip tray for easy cleaning



Optional:

pressure pump: 15 bar/20 bar

heating system: single or double

power: single: 1350W, double: 2000W



AZ-EM1522



- * Power: 220-240V 50-60Hz 1350W
- * Water tank capacity: 2.2L, bean box capacity:200g
- * 15 bar pressure pump
- * 58mm commercial brewing funnel
- * Stainless steel filter for single and double cup
- * With PID intelligent temperature control for accurate and stable temperature
- * Thermoblock heating system
- * With overheating and overpressure protection
- * With safety valve to release pressure automatically
- * Touch screen control panel
- * With 10 grind settings to meet different demands
- * Powerful frothing system to make cappuccino and latte
- * Stainless steel steam wand
- * Detachable frothing nozzle for easy cleaning
- * Detachable drip tray for easy cleaning



Optional:

pressure pump: 15 bar/20 bar

heating system: single or double

power: single: 1350W, double: 2000W



SLOW JUICER SERIES
NEW DESIGN



www.tocohome.com.cn

SJ801B

220-240V, 50/60Hz
DC motor, rated 150W, 400W
Quite mode, low noise level
Outstanding C shape design (Injection color)
PCB button with 2 speeds control & reverse function
Food grade Juice extracting set
Large juice cup & pulp cup
Meat grinder & Salad maker function for option



Gift box: 340 x 195 x 320 mm
Carton Box: 475 x 355 x 340 mm
Pcs of Carton: 2 pcs
N.W./G.W.: 8.9/13.7 KGS
Loading qty: 1180/2354/2740 pcs

SJ803

220-240V, 50/60Hz
DC motor, rated 150W, 400W
Quite mode, low noise level
Outstanding retro design (Injection color)
Special Joy bar switch for ON/OFF and Reverse
Food grade Juice extracting set
Large juice cup & pulp cup
Meat grinder & Salad maker function for option



Gift box: 355 x 190 x 300 mm
Carton Box: 395 x 370 x 325 mm
Pcs of Carton: 2 pcs
N.W./G.W.: 8.9/13.7 KGS
Loading qty: 1260/2576/2946 pcs

www.tocohome.com.cn

SJ801

220-240V, 50/60Hz
DC motor, rated 150W, 400W
Quite mode, low noise level
Outstanding C shape design (Injection color)
ON/OFF switch with Reverse function
Food grade Juice extracting set
Large juice cup & pulp cup
Meat grinder & Salad maker function for option



Gift box: 340 x 195 x 305 mm
Carton Box: 405 x 355 x 325 mm
Pcs of Carton: 2 pcs
N.W./G.W.: 13/16.9 KGS
Loading qty: 1280/2524/3040 pcs



SJ801A

220-240V, 50/60Hz
DC motor, rated 150W, 400W
Quite mode, low noise level
Outstanding C shape design (Injection color)
PCB button with 2 speeds control & reverse function
Food grade Juice extracting set
Large juice cup & pulp cup
Meat grinder & Salad maker function for option



Gift box: 340 x 195 x 305 mm
Carton Box: 405 x 355 x 325 mm
Pcs of Carton: 2 pcs
N.W./G.W.: 8.9/13.7 KGS
Loading qty: 1280/2524/3040 pcs

www.tocohome.com.cn

SJ806

220-240V, 50/60Hz
DC motor, rated 200W, 600W
Suspended Metal design
Sensor touch control with indicator
Reverse function included
Optional features:
Food grade Juice extracting set
Large meat grinder set
Salad maker



Gift box: 385 x 260 x 195 mm
Carton Box: 540 x 405 x 215 mm
Pcs of Carton: 2 pcs
N.W./G.W.: 7.2/10.35 KGS
Loading qty: 1232/2508/2934 pcs

www.tocohome.com.cn

SJ805

220-240V, 50/60Hz
DC motor, rated 200W, 600W
Unique Levitating aluminum design with patent
Sensor touch control with indicator
Reverse function included
Optional features:
Food grade Juice extracting set
Large meat grinder set
Salad maker



Gift box: 385 x 260 x 195 mm
Carton Box: 540 x 405 x 215 mm
Pcs of Carton: 2 pcs
N.W./G.W.: 7.2/10.35 KGS
Loading qty: 1232/2508/2934 pcs

SJ802

220-240V, 50/60Hz
DC motor, rated 200W, 600W
Quite mode, low noise level
Unique suspended design with metallic painting
PCB buttons with 2 speeds and Reverse function
Food grade Juice extracting set
Large juice cup & pulp cup
Meat grinder & Salad maker function for option



Gift box: 385 x 260 x 195 mm
Carton Box: 540 x 405 x 215 mm
Pcs of Carton: 2 pcs
N.W./G.W.: 7.2/10.35 KGS
Loading qty: 1232/2508/2934 pcs

www.tocohome.com.cn

MG437

220-240V, 50/60Hz
350/400/500W
Max: 850/1000/1200W
Glossy injection design
ON/OFF switch with Reverse function
5# Grinding set
Gift box: 270 x 235 x 230 mm
Carton Box: 485 x 285 x 710 mm
Pcs of Carton: 6 pcs
N.W./G.W.: 15/16.2 KGS
Loading qty: 1800/3660/4320 pcs



11 WWW.TOOHOME.COM.CN

MG435

220-240V, 50/60Hz
350/400/500W
Max: 850/1000/1200W
2 colors combination design with convenient handle
ON/OFF switch with Reverse function
5# Grinding set
Gift box: 275 x 225 x 225 mm
Carton Box: 465 x 290 x 700 mm
Pcs of Carton: 6 pcs
N.W./G.W.: 15/16.2 KGS
Loading qty: 1872/3960/4410 pcs



WWW.TOOHOME.COM.CN 12

MG438

220-240V, 50/60Hz
350/400/500W
Max: 850/1000/1200W
Glossy & Matt combination with handle
Button ON/OFF with Reverse function
5# Grinding set
Gift box: 275 x 250 x 225 mm
Carton Box: 515 x 290 x 700 mm
Pcs of Carton: 6 pcs
N.W./G.W.: 15/16.2 KGS
Loading qty: 1740/3540/4020 pcs



WWW.TOOHOME.COM.CN 13

MG473

220-240V, 50/60Hz
350/400/500W
Max: 850W/1000W/1200W
2 color combination design
ON/OFF and Reverse button on top
5# Grinding set
Gift box: 275 x 225 x 225 mm
Carton Box: 465 x 290 x 700 mm
Pcs of Carton: 6 pcs
N.W./G.W.: 15/16.2 KGS
Loading qty: 1860/3900/4452 pcs



WWW.TOOHOME.COM.CN 14

MG439

220-240V, 50/60Hz
350/400/500W
Max: 850/1000/1200W
Matt finished design
Button ON/OFF with Reverse function
5# Grinding set
Gift box: 275 x 225 x 225 mm
Carton Box: 465 x 290 x 700 mm
Pcs of Carton: 6 pcs
N.W./G.W.: 15/16.2 KGS
Loading qty: 1860/3900/4452 pcs



WWW.TOOHOME.COM.CN 15

MG473A

220-240V, 50/60Hz
350/400/500W
Max: 850W/1000W/1200W
2 color combination design
ON/OFF and Reverse button on top
Cord storage for option
5# Grinding set
Gift box: 275 x 225 x 225 mm
Carton Box: 465 x 290 x 700 mm
Pcs of Carton: 6 pcs
N.W./G.W.: 15/16.2 KGS
Loading qty: 1860/3900/4452 pcs



WWW.TOOHOME.COM.CN 16

MG412

220-240V, 50/60Hz
350/400/500W
Max: 850/1000/1500W
Stainless steel housing
Button ON/OFF with Reverse function
5# & 8# Grinding set for option
Gift box: 405 x 180 x 245 mm
Carton Box: 420 x 375 x 510 mm
Pcs of Carton: 4 pcs
N.W./G.W.: 12.5/13.8 KGS
Loading qty: 1540/3100/3560 pcs



WWW.TOOHOME.COM.CN 17

MG421

220-240V, 50/60Hz
400/600/800W
Max: 1000/1500/2000W
Injection design
Button ON/OFF with Reverse function
5# & 8# Grinding set for option
Metal gear box for option
Gift box: 322 x 250 x 350 mm
Carton Box: 515 x 337 x 500 mm
Pcs of Carton: 4 pcs
N.W./G.W.: 14.5/16 KGS
Loading qty: 1360/2740/3220 pcs



WWW.TOOHOME.COM.CN 18

MG426

220-240V, 50/60Hz
400/600/800W
Max: 1000/1500/2000W
Stylish line design with Stainless steel decoration on both sides
Button ON/OFF with Reverse function
5# & 8# Grinding set for option
Gift box: 322 x 250 x 350 mm
Carton Box: 515 x 337 x 500 mm
Pcs of Carton: 4 pcs
N.W./G.W.: 14.5/16 KGS
Loading qty: 1360/2740/3220 pcs



COLOR



MG427

220-240V, 50/60Hz
400/600/800W
Max: 1000/1500/2000W
Stainless steel Design
Button ON/OFF with Reverse function
5# & 8# Grinding set for option
Gift box: 305 x 240 x 240 mm
Carton Box: 490 x 320 x 500 mm
Pcs of Carton: 4 pcs
N.W./G.W.: 14.5/16 KGS
Loading qty: 1500/3060/3540 Pcs



COLOR



WWW.TOOHOME.COM.CN 19

MG450B

220-240V, 50/60Hz
400/600/800W
Max: 1000/1500/2000W
Stainless steel design
Convenient accessory box
ON/OFF 2 speeds knob with Reverse function
5# & 8# Grinding set for option

Gift box: 322 x 250 x 350 mm
Carton Box: 515 x 337 x 500 mm
Pcs of Carton: 4 pcs
N.W. /G.W.: 14.5/16 KGS
Loading qty: 1360/2740/3220 pcs



MG451

220-240V, 50/60Hz
400/600/800W
Max: 1000/1500/2000W
Stainless steel design
Knob switch ON/OFF with Reverse
Convenient accessory box
5# & 8# Grinding set for option

Gift box: 382 x 231 x 315 mm
Carton Box: 477 x 396 x 648 mm
Pcs of Carton: 4 pcs
N.W. /G.W.: 14.5/16 KGS
Loading qty: 1000/2072/2352 pcs



MEAT GRINDER SERIES

MG450

220-240V, 50/60Hz
400/600/800W
Max: 1000/1500/2000W
Stainless steel design
Convenient accessory box
Button ON/OFF with Reverse function
5# & 8# Grinding set for option

Gift box: 322 x 250 x 350 mm
Carton Box: 515 x 337 x 500 mm
Pcs of Carton: 4 pcs
N.W. /G.W.: 14.5/16 KGS
Loading qty: 1360/2740/3220 pcs



03

WWW.TOCHOME.COM.CN

WWW.TOCHOME.COM.CN

04

MG405

220-240V, 50/60Hz
350/400/500W
Max: 850/1000/1500W
Stylish injection housing
Button ON/OFF with Reverse function
5# & 8# Grinding set for option

Gift box: 392 x 188 x 245 mm
Carton Box: 510 x 392 x 510 mm
Pcs of Carton: 4 pcs
N.W. /G.W.: 12.5/14.9 KGS
Loading qty: 1416/2680/3160 pcs

COLOR



MG419

220-240V, 50/60Hz
400/600/800W
Max power: 1000/1500/2000W
Stylish matt finished design
Knob control 2 speeds with Reverse
5# & 8# Grinding set for option

Gift box: 305 x 240 x 255 mm
Carton Box: 495 x 320 x 535 mm
Pcs of Carton: 4 pcs
N.W. /G.W.: 14.5/16 KGS
Loading qty: 1340/2780/3356 pcs

COLOR



MG410

220-240V, 50/60Hz
350/400/500W
Max: 850/1000/1500W
Diamond gloss and matt finished combination
Simple handle for taking product easily
Button ON/OFF with Reverse function
5# & 8# Grinding set for option

Gift box: 305 x 250 x 240 mm
Carton Box: 515 x 320 x 500 mm
Pcs of Carton: 4 pcs
N.W. /G.W.: 15.1/17 KGS
Loading qty: 1452/3000/3440 pcs

COLOR



MG413

220-240V, 50/60Hz
400/600/800W
Max: 1000/1500/2000W
Stainless steel design
Button ON/OFF with Reverse function
Convenient accessory box
5# & 8# Grinding set for option

Gift box: 378 x 335 x 236 mm
Carton Box: 685 x 393 x 496 mm
Pcs of Carton: 4 pcs
N.W. /G.W.: 21.2/22.0 KGS
Loading qty: 884/1780/2120 pcs



05

WWW.TOCHOME.COM.CN

WWW.TOCHOME.COM.CN

06

MG437

220-240V, 50/60Hz
350/400/500W
Max: 850/1000/1200W
Glossy injection design
ON/OFF switch with Reverse function
5# Grinding set

Gift box: 270 x 235 x 230 mm
Carton Box: 485 x 283 x 710 mm
Pcs of Carton: 6 pcs
N.W./G.W.: 15/16.2 KGS
Loading qty: 1800/3660/4320 pcs



11 WWW.TOOHOME.COM.CN

MG435

220-240V, 50/60Hz
350/400/500W
Max: 850/1000/1200W
2 colors combination design with
convenient handle
ON/OFF switch with Reverse function
5# Grinding set

Gift box: 275 x 235 x 225 mm
Carton Box: 465 x 290 x 700 mm
Pcs of Carton: 6 pcs
N.W./G.W.: 15/16.2 KGS
Loading qty: 1872/3960/4410 pcs



12 WWW.TOOHOME.COM.CN

MG438

220-240V, 50/60Hz
350/400/500W
Max: 850/1000/1200W
Glossy & Matt combination with handle
Button ON/OFF with Reverse function
5# Grinding set

Gift box: 275 x 250 x 225 mm
Carton Box: 515 x 290 x 700 mm
Pcs of Carton: 6 pcs
N.W./G.W.: 15/16.2 KGS
Loading qty: 7740/2340/4020 pcs



13 WWW.TOOHOME.COM.CN

MG473

220-240V, 50/60Hz
350/400W/500W
Max: 850W/1000W/1200W
2 color combination design
ON/OFF and Reverse button on top
Cord storage for option
5# Grinding set

Gift box: 275 x 225 x 225 mm
Carton Box: 465 x 290 x 700 mm
Pcs of Carton: 6 pcs
N.W./G.W.: 15/16.2 KGS
Loading qty: 1860/3900/4452 pcs



14 WWW.TOOHOME.COM.CN

MG439

220-240V, 50/60Hz
350/400/500W
Max: 850/1000/1200W
Matt finished design
Button ON/OFF with Reverse function
5# Grinding set

Gift box: 275 x 225 x 225 mm
Carton Box: 465 x 290 x 700 mm
Pcs of Carton: 6 pcs
N.W./G.W.: 15/16.2 KGS
Loading qty: 1860/3900/4452 pcs



15 WWW.TOOHOME.COM.CN

MG473A

220-240V, 50/60Hz
350/400W/500W
Max: 850W/1000W/1200W
2 color combination design
ON/OFF and Reverse button on top
Cord storage for option
5# Grinding set

Gift box: 275 x 225 x 225 mm
Carton Box: 465 x 290 x 700 mm
Pcs of Carton: 6 pcs
N.W./G.W.: 15/16.2 KGS
Loading qty: 1860/3900/4452 pcs



16 WWW.TOOHOME.COM.CN

MG412

220-240V, 50/60Hz
350/400/500W
Max: 850/1000/1500W
Stainless steel housing
Button ON/OFF with Reverse function
5# & 8# Grinding set for option

Gift box: 405 x 180 x 245 mm
Carton Box: 420 x 375 x 510 mm
Pcs of Carton: 4 pcs
N.W./G.W.: 12.5/13.8 KGS
Loading qty: 1540/3100/3560 pcs



17 WWW.TOOHOME.COM.CN

MG421

220-240V, 50/60Hz
400/600/800W
Max: 1000/1500/2000W
Injection design
Button ON/OFF with Reverse function
5# & 8# Grinding set for option
Metal gear box for option

Gift box: 322 x 250 x 350 mm
Carton Box: 515 x 337 x 500 mm
Pcs of Carton: 4 pcs
N.W./G.W.: 14.5/16 KGS
Loading qty: 1360/2740/3220 pcs



18 WWW.TOOHOME.COM.CN

MG426

220-240V, 50/60Hz
400/600/800W
Max: 1000/1500/2000W
Stylish line design with Stainless steel
decoration on both sides
Button ON/OFF with Reverse function
5# & 8# Grinding set for option

Gift box: 322 x 250 x 350 mm
Carton Box: 515 x 337 x 500 mm
Pcs of Carton: 4 pcs
N.W./G.W.: 14.5/16 KGS
Loading qty: 1360/2740/3220 Pcs

COLOR



MG427

220-240V, 50/60Hz
400/600/800W
Max: 1000/1500/2000W
Stainless steel Design
Button ON/OFF with Reverse function
5# & 8# Grinding set for option

Gift box: 305 x 240 x 240 mm
Carton Box: 490 x 320 x 500 mm
Pcs of Carton: 4 pcs
N.W./G.W.: 14.5/16 KGS
Loading qty: 1300/3060/3540 Pcs

COLOR



19 WWW.TOOHOME.COM.CN

MG423

220-240V, 50/60Hz
400/600/800W
Max: 1000/1500/2000W
Stainless steel design
Button ON/OFF with Reverse function
5# & 8# Grinding set for option
Metal gear box for option

Gift box: 378 x 335 x 236 mm
Carton Box: 685 x 393 x 496 mm
Pcs of Carton: 4 pcs
N.W./G.W.: 21.2/22.0 KGS
Loading qty: 884/1780/2120 pcs



MG423A

MG420

220-240V, 50/60Hz
400/600W/800W
Max: 1000/1500/2000/3000W
Stainless steel housing
Button ON/OFF with Reverse function
Strong Metal gear box with metal gears
10# Feeding tube and big size tray

Gift box: 480 x 280 x 225 mm
Carton Box: 575 x 490 x 245 mm
Pcs of Carton: 2 pcs
N.W./G.W.: 10/12.5 KGS
Loading qty: 846/1758/1992 pcs



MG424

220-240V, 50/60Hz
400/600/800W
Max: 1000/1500/2000W
Stainless steel design
Button ON/OFF with Reverse function
5# & 8# Grinding set for option
Metal gear box for option

Gift box: 378 x 335 x 236 mm
Carton Box: 685 x 393 x 496 mm
Pcs of Carton: 4 pcs
N.W./G.W.: 21.2/22.0 KGS
Loading qty: 884/1780/2120 pcs



MG424A

MG422

220-240V, 50/60Hz
400/600/800W
Max: 1000/1500/2000/3000W
Die-cast aluminum housing
Button ON/OFF with Reverse function
Strong Metal gear box with metal gears
10# Feeding tube and big size tray

Gift box: 480 x 285 x 225 mm
Carton Box: 575 x 490 x 245 mm
Pcs of Carton: 2 pcs
N.W./G.W.: 9.6/11.2 KGS
Loading qty: 830/1700/1950 pcs



MG411

220-240V, 50/60Hz
400/600W/800W
Max: 1000/1500/2000W
Stainless steel design
Button ON/OFF with Reverse function
Convenient accessory box
5# & 8# Grinding set for option

Gift box: 378 x 335 x 236 mm
Carton Box: 685 x 393 x 496 mm
Pcs of Carton: 4 pcs
N.W./G.W.: 21.2/22.0 KGS
Loading qty: 884/1780/2120 pcs



MG452

DC motor 600W, max 1800W
Unique METAL hollow design
Sensor touch panel with indicator
Accessory box at the bottom of unit,
easy for storage



ACCESSORIES FOR MG431, 432, 433, 435, 436, 437, 438, 439, 416

STANDARD



SS knife
(6 angles)



Metal discs & SS Discs
coarse, medium, fine

OPTIONAL



SS cookie maker



Salad maker with SS drums



Sausage & Kebbe

ACCESSORIES FOR MG401, 405, 407, 408, 409, 410, 411, 412, 413, 419, 421, 423, 424, 426, 427, 450, 451, 452

STANDARD



SS knife
(4 angles)



Metal discs & SS Discs
coarse, medium, fine



Sausage & Kebbe

OPTIONAL



Metal gears



Salad maker with SS drums



SS cookie maker

Stylish Metal Meat Grinder

PLAYER DEVELOPMENT SYSTEMS, LLC

WWW.NICKIPPOLITO.COM



CONTENTS

- SWEET BALL MAKER ————— 4
- ESPRESSO MACHINE ————— 5-6
- CERAMIC MULTI RICE COOKER ————— 7-8
- ALL IN ONE STEAM AIR FRYE ————— 9
- STEAMING AIR FRYER ————— 10
- AIR FRYER ————— 11-29
- MEAT GRINDER ————— 30-44
- SLOW JUICER ————— 45-48
- B-IN-1 MULTI COOKER ————— 50-51



Enjoy the pleasure of making Cappuccinos at home

Espresso Machine EM610

1200 W 15 L 1.4L

*Downloaded the order to marketplace

Full service, Customized, Branded, High Quality Products With the Lowest Competitive Pricing

From Promotional Continuity to High Quality VIP Gifts We Will position your logo and beat any price.

STANDARD

- SS knife (6 angles)
- Metal discs & SS Discs coarse, medium, fine

OPTIONAL

- SS cookie maker
- Salad maker with SS drums
- Sausage & Kebbe

ACCESSORIES FOR MG420, 422

STANDARD

- SS knife (4 angles)
- Metal discs & SS Discs coarse, medium, fan shape
- Metal Gear box with metal gears

OPTIONAL

Metal gears	Salad maker with SS drums	SS cookie maker
Tomato juicer	Metal linker Metal adapter ver.	Metal linker Plastic adapter ver.

7025730028